



C BADGE NETBALL RULES TEST MARCH 2025

Please use BLACK/BLUE PEN

NAME IN FULL: (Mr./Mrs./Ms./Miss) _____

ADDRESS: _____

_____ P/C _____

CLUB: _____

INSTRUCTIONS TO CANDIDATES

1. Written examination time is up to 1 hour 30 minutes.
2. This paper consists of 3 sections and is worth a total of 100 marks.
3. This paper is written using the World Netball 2024 Rules of Netball. Any answer that the candidate believes involves a SAUCNA Bylaw should be identified in their answer.
4. Throughout the paper assume that the teams involved are RED and BLUE if not specifically stated.
5. Do not make assumptions regarding the scenarios presented – all the information needed to answer the question will be in the scenario.
6. Minimum marks needed to be tested for a badge:

C badge = 70%

MARKS:	First Marker	Second Marker
SECTION 1.	/40	/40
SECTION 2.	/18	/18
SECTION 3.	/42	/42
TOTAL	/100	/100

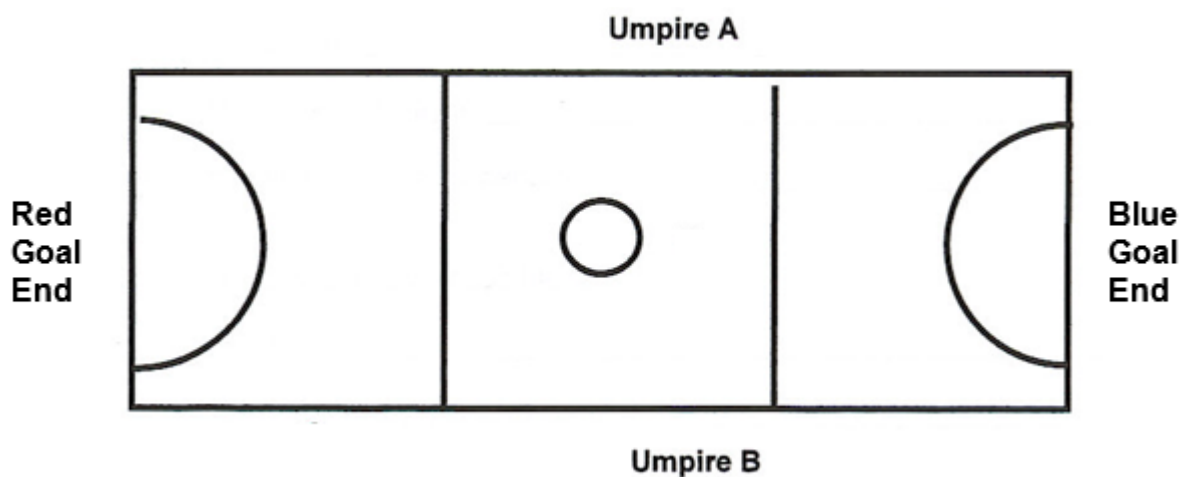
Final Agreed Mark

/100

Section 1

This section contains short answer, fill-in the gaps and multiple-choice questions.

1.	Using the diagram below answer the following questions:	/2
(a)	If Red has the first centre pass at the start of the game, which umpire will blow their whistle to start the game?	
(b)	During the game, Umpire A blows their whistle for a Blue centre pass. If the ball passes untouched into the blue goal third. which umpire blows their whistle for the sanction?	



2.	There are two (2) sanctions and two (2) actions that can be awarded to a team. Name them:	/4
	Sanctions: _____	
	Actions: _____	

3.	Name two (2) infringements for which a penalty pass would be awarded:	/2
(a)		
(b)		

4.	Throw in Once the player taking the throw in is correctly positioned for the throw in, there are other rules that must be observed. Name two (2) of them:	/2
(a)		
(b)		

5.	Apart from penalising an infringement, what else might the umpire's whistle indicate?	/3
(a)		
(b)		
(c)		

6.	Fill in the gaps with the correct words from the rule.	/3
	When penalising an infringement, the umpires blow the whistle, state the _____ using the correct terminology, use the relevant _____ (if applicable) and _____ where the sanction is to be taken.	

7.	Circle the correct answer Red WA catches the ball and lands with feet astride the goal circle. Does the umpire ...	/1
(a)	call 'Advantage, offside'	
(b)	award a free pass to the Blue team in the goal circle	
(c)	award a penalty pass to the Blue team in the goal circle	
(d)	award a free pass to the Blue team outside the goal circle	

8.	Circle the correct answer Red WA attempts to pass the ball across the goal circle to the Red GS but the ball passes through the goal ring. Does the umpire ...	/1
(a)	signal that a goal is scored and the ball is returned to the centre third for the next centre pass	
(b)	award a free pass to the Blue team	
(c)	take no action and play continues	

9.	Any late player may, after advising the umpire, take the court in the vacant position/s at the next break in play. Give three (3) examples of a ' <i>break in play</i> '.	/3
(a)		
(b)		
(c)		

10.	Tactical changes	/2
	At what stage of play may teams make tactical changes?	(1)
	Who can make a request to an umpire for a tactical change?	(1)

11.	Obstruction of a player <u>not</u> in possession of the ball	/3
(a)	May an opposing player who is within 0.9m (3ft) of a player stretch out arms to intercept a pass?	Yes / No
(b)	May an opposing player who is within 0.9m (3ft) of a player stretch out arms away from the body to limit the possible movement of an opponent?	Yes / No
(c)	May an opposing player who is within 0.9m (3ft) of a player place their arm across a player to defend providing they use their arm furthest away from the player?	Yes / No

12.	Obstruction of a player in possession of the ball	/2
(a)	If the player with the ball pivots on the landing foot and the nearest part of that foot changes, the opposing player must adjust so that the nearest part of their nearer foot is not less than 0.9m (3 ft) from the nearest part of where the landing foot is now grounded.	True / False
(b)	An opposing player who is the correct distance from a player with the ball must move back if the player with the ball reduces the distance between them.	True / False

13.	Simultaneous infringement	/2
(a)	If two opposing players are offside simultaneously and one or both touch or catch the ball, what action is awarded?	(1)
(b)	If the Red team was last in possession of the ball prior to this simultaneous infringement, to which team is the action awarded?	(1)

14.	Gaining possession of the ball:	/2
(a)	A player may touch the ball in an uncontrolled manner once or more than once, then catch it.	Yes / No
(b)	A player may bounce the ball once, then catch it.	Yes / No

15.	While in possession of the ball:	/2
(a)	After having possession and releasing the ball, a player may bat it to another player.	Yes / No
(b)	After having possession and releasing the ball a player may touch it again after it touches another player.	Yes / No




16.	Scoring a goal:	/2
(a)	If the whistle to end a period of play or hold time is blown after the ball has left the hands of the Goal Shooter or Goal Attack and the shot is successful, the goal will be scored.	Yes / No
(b)	An umpire signals a goal has been scored by blowing the whistle.	Yes / No

17.	Contact	/2
(a)	While holding the ball, a player may not push it into an opponent.	True / False
(b)	A player will not be penalised for moving into the landing space of an opponent who has jumped into the air to catch a ball if that player does not gain possession of the ball.	True / False

18.	Game management	/2
(a)	Proactive advice from an umpire means that the umpire gives a player specific feedback to change their behaviour.	True / False
(b)	A player may receive two warnings from an umpire during a match, but they must be for different infringements.	True / False

Continue to Section 2...

Section 2

1. What are each of these umpire hand signals used for:		/6
a) 	b) 	c) 
Answer:	Answer:	Answer:
d) 	e) 	f) 
Answer:	Answer:	Answer:

2. Blue WA, with arms outstretched, defends the Red C (in possession of the ball) from a distance of less than 3 ft (less than 0.9 m) in the centre third.	/6
a) Describe what the umpire will do and/or say:	

i) _____
ii) _____
iii) _____
iv) _____
b) Describe where the person taking the sanction stands: _____
c) Describe what the infringer must now do and where they stand: _____ _____

3. Red GA is the last player to touch the ball before it goes out of court on the goal line, near the goal post.	/3
a) Describe what the umpire will do and/or say: i) _____ ii) _____	
b) Describe where the person taking the action stands: _____	

4. The Red GK, standing in the Goal Circle, accidentally knocks the ball out of the hands of the Blue WA (who is outside the circle).	/3
a) What is the infringement? _____	
b) What is the sanction? _____	
c) Is the sanction taken inside or outside the goal circle? _____	

Continue to Section 3...

Section 3

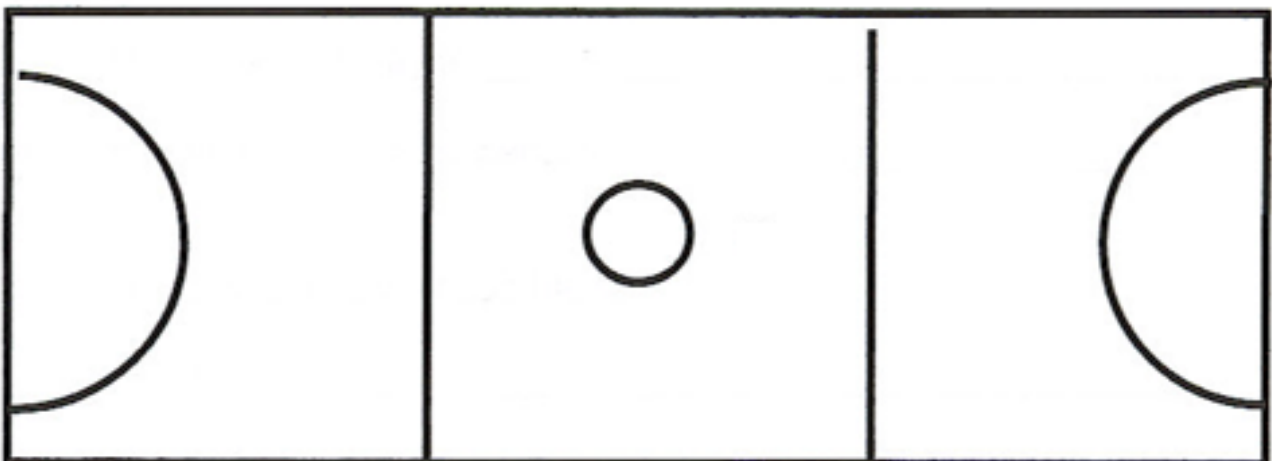
These instructions are also on the last page – you might like to remove the last page for easier reference when answering Section 3.

Instructions:

*When you are umpiring, each time the ball is passed you need to make a number of decisions on what is happening. **In each of the following scenarios** comment on what you would do by considering:*

- What is the infringement?
- What hand signal do you need to use?
- Who is the offending player in the infringement?
- What is the sanction or action?
- Does someone have to stand out of play? If yes, who?
- Where EXACTLY is the sanction/action to be taken?
- Which player/s can take the sanction/action?

In each scenario the teams are RED and BLUE.



1.	After a fumbled pass into the goal circle by the Red WA, Blue C drops to her knees outside the goal circle then reaches out to grab the ball that is on the ground just inside the goal circle. She then quickly stands up and passes to the Blue GD.	/7
<ul style="list-style-type: none"> • What is the infringement? 		
<ul style="list-style-type: none"> • What hand signal do you need to use? 		
<ul style="list-style-type: none"> • Who is the offending player in the infringement? 		
<ul style="list-style-type: none"> • What is the sanction or action? 		
<ul style="list-style-type: none"> • Does someone have to stand out of play? If yes, who? 		
<ul style="list-style-type: none"> • Where EXACTLY is the sanction/action to be taken? 		
<ul style="list-style-type: none"> • Which player/s can take the sanction/action? 		

2.	Red GK positions correctly to take a throw-in on the goal line. The ball over the goal third before being caught by the Red WA who was standing in the centre third.	/7
<ul style="list-style-type: none"> • What is the infringement? 		
<ul style="list-style-type: none"> • What hand signal do you need to use? 		
<ul style="list-style-type: none"> • Who is the offending player in the infringement? 		
<ul style="list-style-type: none"> • What is the sanction or action? 		
<ul style="list-style-type: none"> • Does someone have to stand out of play? If yes, who? 		
<ul style="list-style-type: none"> • Where EXACTLY is the sanction/action to be taken? 		
<ul style="list-style-type: none"> • Which player/s can take the sanction/action? 		

3.	In an attempt to stop the Blue C who is running down the court, Red WD steps directly into her path. As a result, the Blue C bumps into the Red WD who then falls over.	17
<ul style="list-style-type: none"> • What is the infringement? 		
<ul style="list-style-type: none"> • What hand signal do you need to use? 		
<ul style="list-style-type: none"> • Who is the offending player in the infringement? 		
<ul style="list-style-type: none"> • What is the sanction or action? 		
<ul style="list-style-type: none"> • Does someone have to stand out of play? If yes, who? 		
<ul style="list-style-type: none"> • Where EXACTLY is the sanction/action to be taken? 		
<ul style="list-style-type: none"> • Which player/s can take the sanction/action? 		

4.	Red GD is stationary in the goal circle, immediately behind the Blue GA. The Blue GA pivots to shoot, now facing the Red GD who has not moved, and finds that there is no room to lift the ball above her head to shoot.	/7
<ul style="list-style-type: none"> • What is the infringement? 		
<ul style="list-style-type: none"> • What hand signal do you need to use? 		
<ul style="list-style-type: none"> • Who is the offending player in the infringement? 		
<ul style="list-style-type: none"> • What is the sanction or action? 		
<ul style="list-style-type: none"> • Does someone have to stand out of play? If yes, who? 		
<ul style="list-style-type: none"> • Where EXACTLY is the sanction/action to be taken? 		
<ul style="list-style-type: none"> • Which player/s can take the sanction/action? 		

5.	Red GD holds onto the goalpost as a support while gaining possession of the ball after it rebounds off the goal ring.	17
<ul style="list-style-type: none"> • What is the infringement? 		
<ul style="list-style-type: none"> • What hand signal do you need to use? 		
<ul style="list-style-type: none"> • Who is the offending player in the infringement? 		
<ul style="list-style-type: none"> • What is the sanction or action? 		
<ul style="list-style-type: none"> • Does someone have to stand out of play? If yes, who? 		
<ul style="list-style-type: none"> • Where EXACTLY is the sanction/action to be taken? 		
<ul style="list-style-type: none"> • Which player/s can take the sanction/action? 		

6.	Both Blue WA and Red WD are still in the centre third when the whistle is blown for a Red centre pass. Red C passes the ball which is caught by the Blue WA.	/6
<ul style="list-style-type: none"> • What is the infringement? 		
<ul style="list-style-type: none"> • What hand signal do you need to use? 		
<ul style="list-style-type: none"> • Who is the offending player in the infringement? 		
<ul style="list-style-type: none"> • What is the sanction or action? 		
<ul style="list-style-type: none"> • Does someone have to stand out of play? If yes, who? 		
<ul style="list-style-type: none"> • Where EXACTLY is the sanction/action to be taken? 		
<ul style="list-style-type: none"> • Which player/s can take the sanction/action? 		

THIS PAGE IS INTENTIONALLY LEFT BLANK

Section 3 instructions (repeated)

You might like to remove this page for easier reference when answering Section 3.

Instructions:

*When you are umpiring, each time the ball is passed you need to make a number of decisions on what is happening. **In each of the following scenarios** comment on what you would do by considering:*

- What is the infringement?
- What hand signal do you need to use?
- Who is the offending player in the infringement?
- What is the sanction or action?
- Does someone have to stand out of play? If yes, who?
- Where EXACTLY is the sanction/action to be taken?
- Which player/s can take the sanction/action?

In each scenario the teams are RED and BLUE.

